


# Aluminum Cantilevered Shelving


## Standard Features & Benefits

- Free standing unit no set up required. Simply remove unit from carton, set in place and start storing your items on the shelves.
- All welded aluminum construction. No front posts increase usable shelf space. Easily remove bottom shelf without the use of tools.
- Available in three different models: Tubular, Channel and Solid shelving. Standard height is 72". Custom heights are available.
- Up to 3000# load capacity per shelf section.




ACFCSR3624-3

Open Corner



Removable  
Bottom Shelf



**RENFRO**  
INDUSTRIES INC.®

102 Metro Drive  
Terrell, Texas 75160  
1 800 333 8419 Fax: 972 563 9663  
[www.renfroindustries.com](http://www.renfroindustries.com)

## ( Aluminum Cantilevered Shelving Continued )

### Specifications:

Construction: Uprights: 2" x 4" heavy wall aluminum tubing

Front leg: 2" x 4" heavy wall aluminum tubing 6" clearance from floor with adjustable foot.

Shelves: 1 1/2" tubing frame and 1/4" flat bar. All shelves welded except bottom shelf which clips onto bottom leg.

Models: Tubular:

ACFSR - Constructed of 1 1/2" welded horizontally on 4 1/2" centers.  
Load capacity 1500# per shelf.

Channel:

ACFCSR - Constructed of 4" wid x 1 1/4" x .080 "E" Channel with center leg welded horizontally on 2" centers. Two channels on 18" and 20" with three channels on 24" and 27" shelves.

Load capacity 1500# per shelf.

Solid:

ACFSSR - Constructed of .060 aluminum sheet welded over tube frame.  
Load capacity 900# per shelf.

	LxWxH	Model	Wgt.	Model	Wgt.	Model	Wgt.
		Tubular		Channel		Solid	
2 Tier	36" x 20" x 72"	ACFSR3620-2	45 lbs.	ACFCSR3620-2	46 lbs.	ACFSSR3620-2	49 lbs.
	36" x 24" x 72"	ACFSR3624-2	46 lbs.	ACFCSR3624-2	48 lbs.	ACFSSR3624-2	55 lbs.
	48" x 20" x 72"	ACFSR4820-2	49 lbs.	ACFCSR4820-2	51 lbs.	ACFSSR4820-2	55 lbs.
	48" x 24" x 72"	ACFSR4824-2	51 lbs.	ACFCSR4824-2	52 lbs.	ACFSSR4824-2	61 lbs.
	60" x 20" x 72"	ACFSR6020-2	53 lbs.	ACFCSR6020-2	55 lbs.	ACFSSR6020-2	68 lbs.
	60" x 24" x 72"	ACFSR6024-2	54 lbs.	ACFCSR6024-2	57 lbs.	ACFSSR6024-2	72 lbs.
3 Tier	36" x 20" x 72"	ACFSR3620-3	53 lbs.	ACFCSR3620-3	55 lbs.	ACFSSR3620-3	55 lbs.
	36" x 24" x 72"	ACFSR3624-3	55 lbs.	ACFCSR3624-3	57 lbs.	ACFSSR3624-3	64 lbs.
	48" x 20" x 72"	ACFSR4820-3	60 lbs.	ACFCSR4820-3	62 lbs.	ACFSSR4820-3	65 lbs.
	48" x 24" x 72"	ACFSR4824-3	62 lbs.	ACFCSR4824-3	65 lbs.	ACFSSR4824-3	76 lbs.
	60" x 20" x 72"	ACFSR6020-3	66 lbs.	ACFCSR6020-3	70 lbs.	ACFSSR6020-3	75 lbs.
	60" x 24" x 72"	ACFSR6024-3	69 lbs.	ACFCSR6024-3	72 lbs.	ACFSSR6024-3	86 lbs.
4 Tier	36" x 20" x 72"	ACFSR3620-4	61 lbs.	ACFCSR3620-4	64 lbs.	ACFSSR3620-4	68 lbs.
	36" x 24" x 72"	ACFSR3624-4	64 lbs.	ACFCSR3624-4	67 lbs.	ACFSSR3624-4	72 lbs.
	48" x 20" x 72"	ACFSR4820-4	70 lbs.	ACFCSR4820-4	74 lbs.	ACFSSR4820-4	78 lbs.
	48" x 24" x 72"	ACFSR4824-4	72 lbs.	ACFCSR4824-4	77 lbs.	ACFSSR4824-4	90 lbs.
	60" x 20" x 72"	ACFSR6020-4	79 lbs.	ACFCSR6020-4	84 lbs.	ACFSSR6020-4	88 lbs.
	60" x 24" x 72"	ACFSR6024-4	89 lbs.	ACFCSR6024-4	87 lbs.	ACFSSR6024-4	104 lbs.

Shelf Spacing	
2 Tier	59"
3 Tier	28"
4 Tier	18.5"