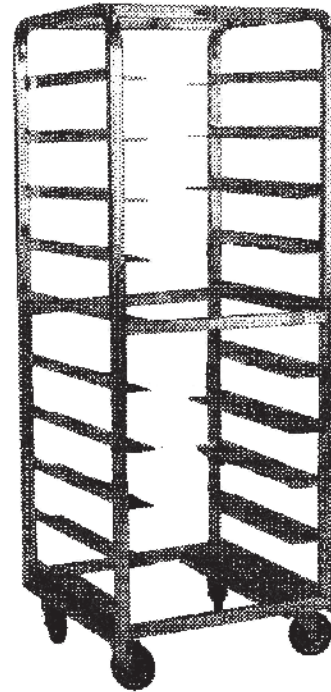


Bakery

Standard Features

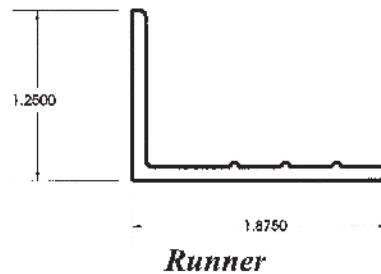
- Holds 18" x 26" sheet pans
- .100 thick runner
- 5" polyurethane swivel casters
- 1 1/4" heavy wall framing
- Runners double welded for strength
- Guaranteed not to rust



APR-ED

Options:

- /6 6" Polyurethane plate casters
- /BK Locking brakes
- /FB Foot brake
- /B Corner bumpers (4)
- /SB Solid base
- /SBCB Solid base with continuous bumper
- /TGAL Tray guard aluminum racks



102 Metro Drive
Terrell, Texas 75160
1 800 333 8419 Fax: 972 563 9663
www.renfroindustries.com

Specifications

Construction:

Constructed of Heavy Duty Extruded type 6063 aluminum alloy. All welded unit.

Uprights and Cross-Braces:

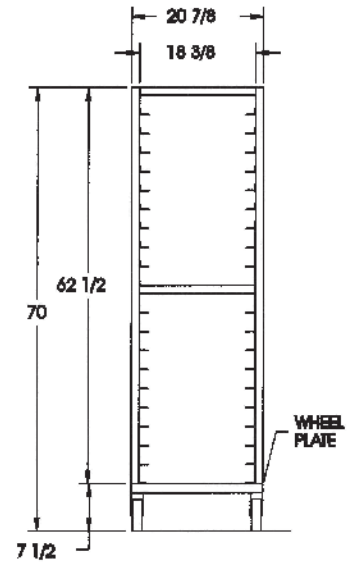
Side frames constructed of 1 1/4" x .109 square aluminum tubing. Cross braces welded at top and bottom of unit.

Runners:

1" x 1 7/8" x .100 aluminum double welded to frame.

Casters:

5" x 1 1/2" swivel plate polyurethane caster.



Model	Capacity	Spacing	Size	Weight
End Load				
APRR1218-5ED	12	5	21" x 26" x 69"	53 lbs.
APRR1518-4ED	15	4	21" x 26" x 69"	59 lbs.
APRR1818-3/65ED	18	3	21" x 26" x 65"	63 lbs.
APRR2018-3ED	20	3	21" x 26" x 69"	68 lbs.
Side Load				
APRR1826-3/65ED	18	3	29" x 18" x 65"	53 lbs.
APRR2026-3ED	20	3	29" x 18" x 69"	58 lbs.